

GUNAPHORESIS



GUNAPHORESIS

- Gunaphoresis device stimulates the absorption of GUNA products, using special gel carriers (Gel Beauty and Gel Therapy).
- Gunaphoresis increases the product bioavailability and pharmacological kinetics in the body.

GUNAPHORESIS

- Gunaphoresis is mainly composed of:
- - a central control console

With Gunaphoresis you can treat :

- large areas with the magnetic emitter
- small areas or acupuncture points with the plastic tip emitter.
- Technical characteristics:
sinusoidal magnetic wave 50Hz;

GUNAPHORESIS

- 3 intensity levels (0,1,2) which correspond to different depths of magnetic field penetration:
- Level 0: 0-0,5 cm,
- Level 1: 0,5-1,5 cm,
- Level 2: 5-3 cm;
- The penetration depth also depends on the type of tissue treated and the level of cellular matrix drainage.
- 220V electric current; digital timer.

GEL BEAUTY - GEL THERAPY

- The gels have moisturizing, regenerative, antiinflammatory and antioxydant action that also stimulates metabolism.

The electromagnetic signals emitted by GUNAPHORESIS intensifies the absorption of the gel mixed with Guna products, as the skin recognizes the gel electromagnetic signal as an element that is not “foreign” to the skin itself.

GUNAPHORESIS

RESONANT (INFORMATIONAL) MAGNETOPHORESIS

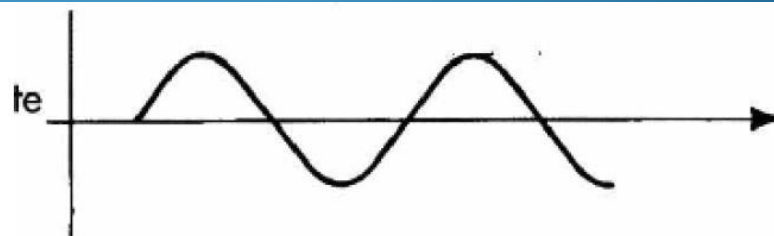
- **GUNAPHORESIS** is a device for resonance (informational) magneto-phoresis which exploits an Extremely Low Frequency (ELF) magnetic field emitting at low frequency (less than 100Hz) and low intensity (less than 100 Gauss).

Such ELF field (40 Gauss) is composed of a sinusoidal carrier (50Hz), modulated in width (information) by the bio photonic signals of GUNA products.

GUNAPHORESIS

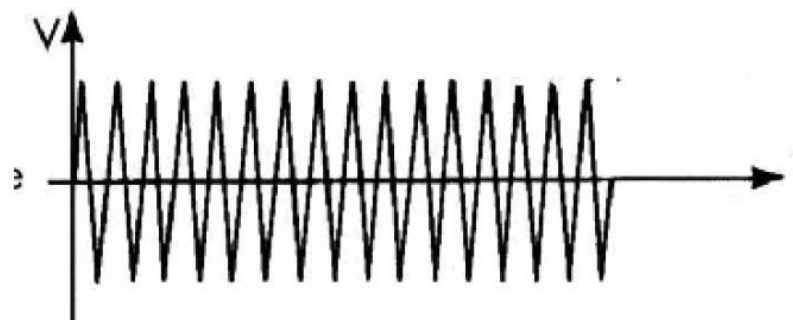
Carrier Wave

(carrier)



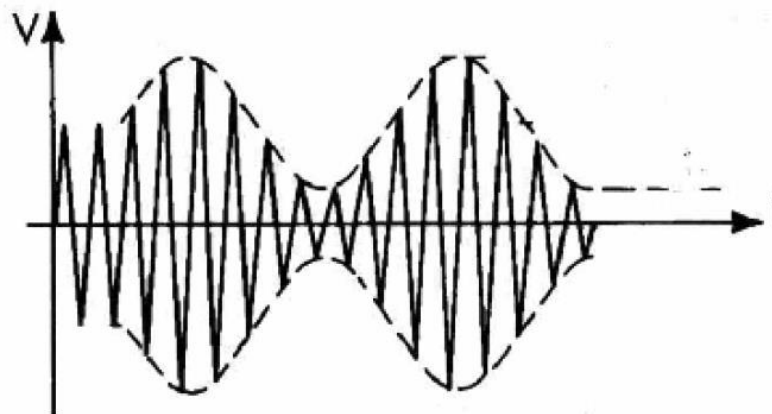
Modulating Wave

(information)



Modulated Carrier

(informational carrier)

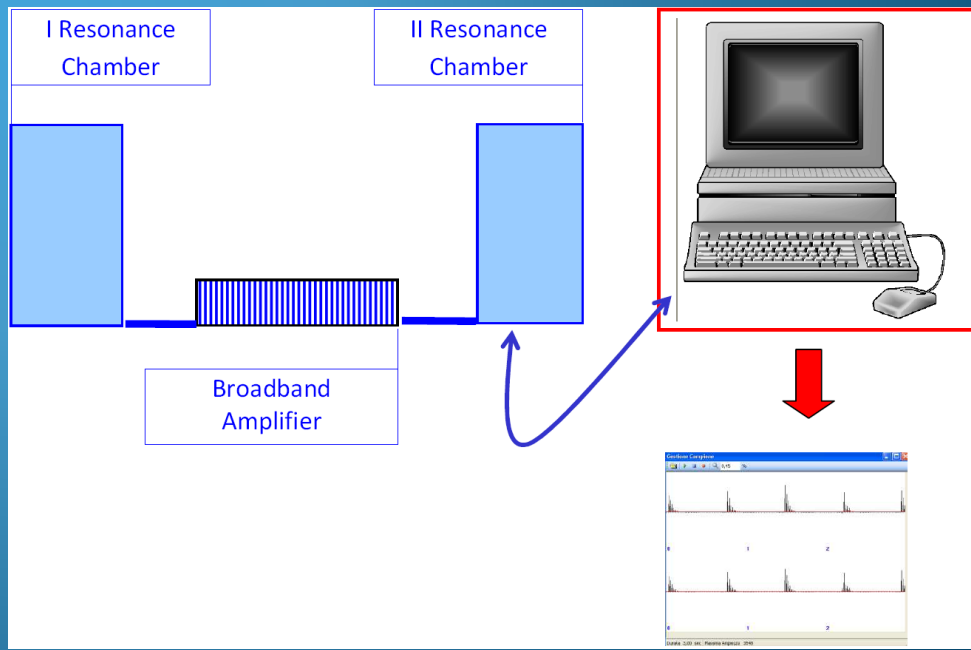


GUNAPHORESIS

MEASURING METHODS OF BIO PHOTONIC EMISSION

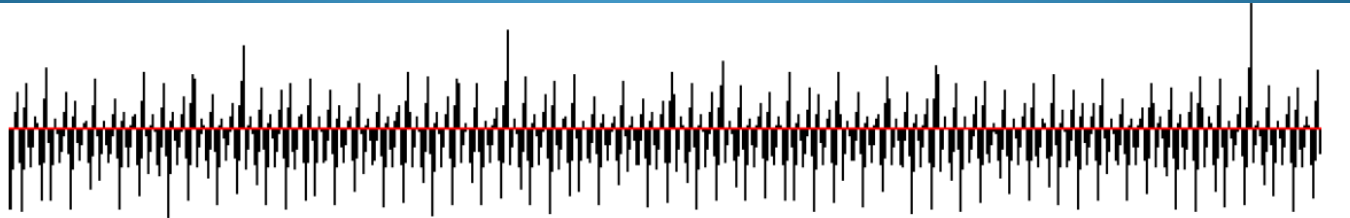


photomultipliers

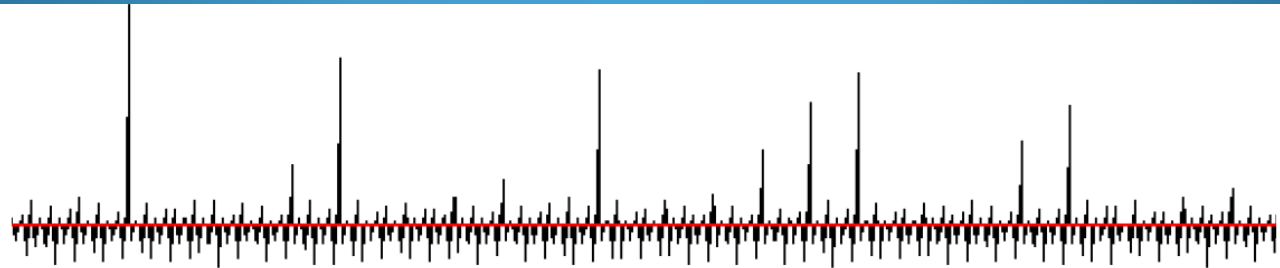


resonance chambers

GUNAPHORESIS



Biophotons Emission-Guna Gel Therapy



Biophotons Emission-Guna Beauty gel

GUNAPHORESIS

- A response to low frequency magnetic stimulus (magnetic sinusoidal waves 50Hz) leads to a temporary increase of tissue permeability of the skin .

MAGNETOPHORESIS

W. Farone, W. Worthington,
USPTO Application 20090093669,
Magnetophoresis apparatus and method of use

- “...Magnetic field induces movement of the drug through dermal and mucosal layers, by interaction with “magnetic moment” of the drug...”
- “magnetizability” → “magnetic moment”
(iontophoresis: “polarizability” → “dipole moment”)

MAGNETOPHORESIS

W. Farone, W. Worthington,
USPTO Application 20090093669,
Magnetophoresis apparatus and method of use

- **Iontophoresis** – movement of the molecules is longitudinal (aligned with the electric field)
- **Magnetophoresis** – movement of the molecules is longitudinal and **lateral** (transversal to the field), it helps the molecules **to move more easily around the obstacles (cell walls) and into the depth of the sub-dermal area**

GUNAPHORESIS

ADVANTAGE...

- No thermal effect
- No electric effect
- High % of delivery
- High depth of penetration
- Customized treatment


GUNAPHORESIS

BENEFITS ...

- The GPH treatment can be associated with a standard injectable treatment (synergistic action) with Guna products in ampoules.
- An oral treatment (food supplements: Guna-Basic and Profos) is capable of supporting the GPH treatment during the whole treatment between two repeated treatments.

CONFORMITY CERTIFICATE

declares that: **GUNAPHORESIS** produced by **Zener s.r.l.** and distributed **exclusively by: GUNA S.P.A. - Milan – Italy**

- is in compliance, including subsequent amendments;
- with the provisions of the following European Community Directives:
DIRECTIVE 06/95/EEC (SAF: Electrical Appliances Safety) complements / replaces 73/23/EEC and subsequent amendments
DIRECTIVE 04/108/EEC (EMC: Electromagnetic Compatibility) complements / replaces 89/336/EEC and subsequent amendments;
- the following harmonized standards have been used for the applicable parts:
With reference to the application of Directive 06/95/EEC: EN 60601-1, CEI 62-39 and to the implementation of Directive 04/108/EEC: EN 60601-1-2
- Furthermore, Zener srl declares that this device is  marked.

GUNAPHORESIS

GUNAPHORESIS is actually the application of the modern biophysical technologies!

